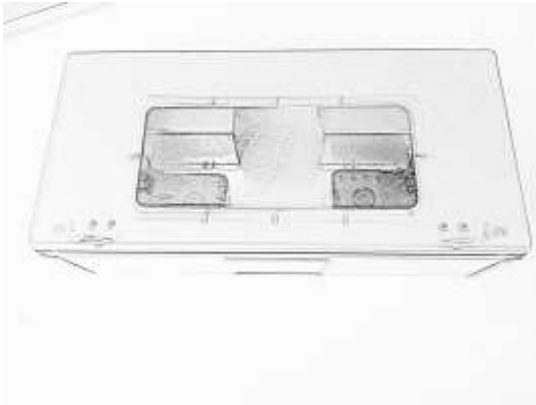
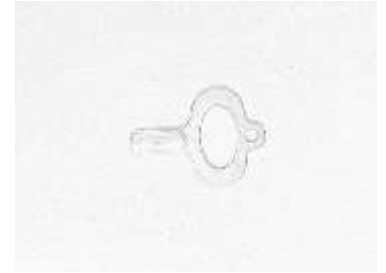


# Product Manual - Viper L-Catch Rat Station



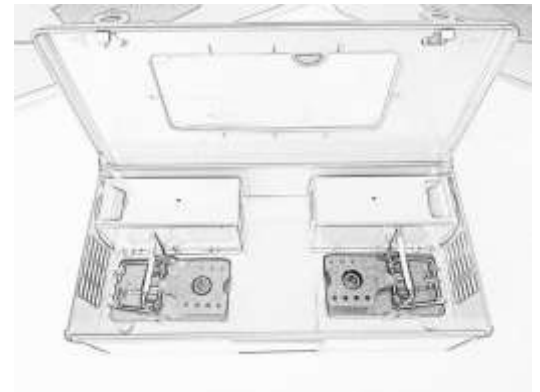
Snap Trap Rat x 2



Key x 2

## How to Assemble Rat Station:

- Step 1:** Place the two keys into the two locks separately, pull two keys back and up at the same time until the lid is open.
- Step 2:** Place attractant bait into each cup of rat snap trap.
- Step 3:** Take two keys out and close the lid until it snaps.
- Step 4:** Place the slope side of the station against to the wall.



Re-Order Code: 15-VLCR01

Learn more about us at [www.pestit.com](http://www.pestit.com)

26 Mologa Road, Heidelberg West, VIC 3081  
Ph 1300 66 56 57 - Mobile 0438 665 657 - [www.PestIT.com](http://www.PestIT.com)



Cleaner Greener Smarter PestIT