


Product Manual- Viper Hi-Sec Rodent Station



Removable Bait Tray x 1



Key x 1



Vertical Rod x 2



Horizontal Rod x 1



Rat Snap Trap x 1



Glue Board x 1

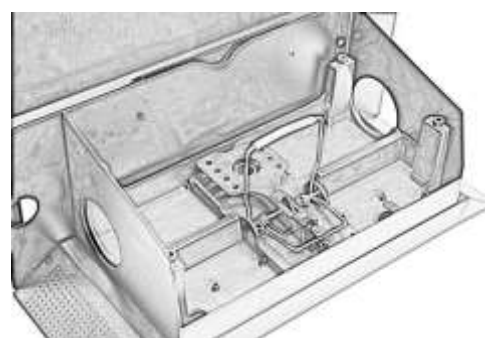
How to Assemble Bait Station:

A. Bait Use:

Step 1: Use the key to open the station in front side lock.

Step 2: Slide bait on the horizontal bait rod, snap rod into place on both ends. Close the lid until it snaps.

Step 3: Mount bait station on the side of building, low to the ground. Or use a masonry screw to attach to the ground.

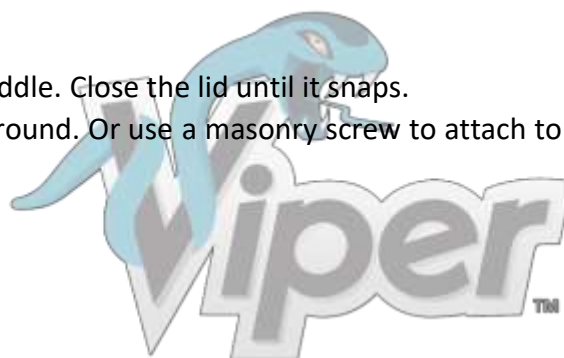


B. Snap Trap Use:

Step 1: Use the key to open the station in front side lock.

Step 2: Place bait into two vertical rods and snap trap in the middle. Close the lid until it snaps.

Step 3: Mount bait station on the side of building, low to the ground. Or use a masonry screw to attach to the ground.

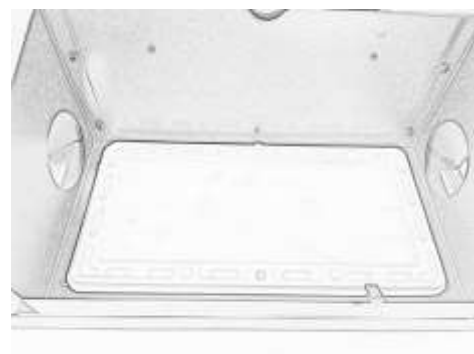


C. Glue Board Use:

Step 1: Use the key to open the station in front side lock.

Step 2: Take the bait tray out and place the glue board inside. Close the lid until it snaps.

Step 3: Mount bait station on the side of building/house, low to the ground. Or use a masonry screw to attach to the ground.



Re-Order Code: 15-VHSR01

Learn more about us at www.pestIT.com

26 Mologa Road, Heidelberg West, VIC 3081
Ph 1300 66 56 57 - Mobile 0438 665 657 - www.PestIT.com



Cleaner Greener Smarter PestIT