
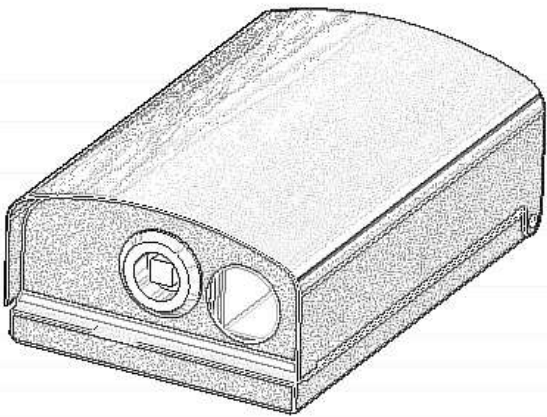


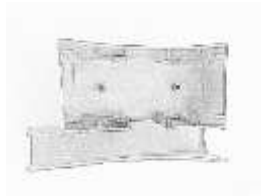
# Product Manual - Viper Hi-Sec Mouse Station



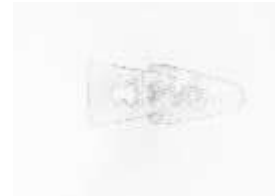
Station Key x 1



Vertical Rod x 2



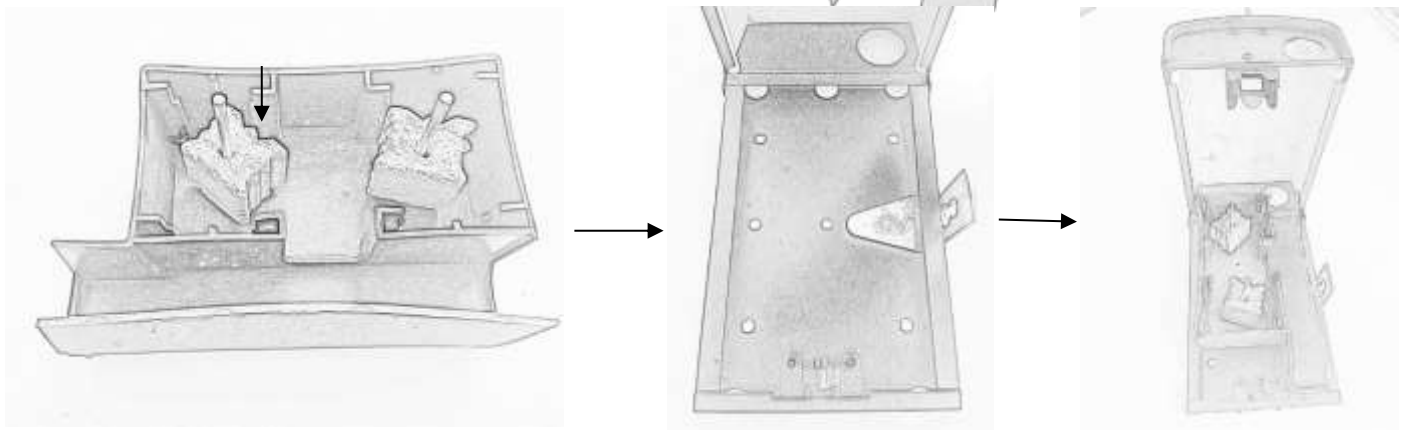
Removable Bait Tray



Bracket x 1

## How to Assemble Bait Station:

- Step 1:** Use the key to open the station in right side lock.
- Step 2:** Place bait into the two vertical bait rods.
- Step 3:** Make the bracket cross the base hole of station.
- Step 4:** Fix the bracket to the wall with screw.
- Step 5:** Close the lid and set the lock.



Learn more about us at [www.pestit.com](http://www.pestit.com)

**Re-Order Code:** 15-VHSM01

26 Mologa Road, Heidelberg West, VIC 3081  
Ph 1300 66 56 57 - Mobile 0438 665 657 - [www.PestIT.com](http://www.PestIT.com)



Cleaner Greener Smarter PestIT